

NSR CLUB

GT3EVO

TECHNICAL RULES



racing@nsrslot.it

TECHNICAL RULES - NSR GT3 EVO

(version 2.0 - 2025 - Rear Tire Update sec 11.1)

1. Allowed models

- 1.1 **Mercedes-AMG - Audi R8 LMS - Corvette C6.R - Corvette C7.R - Corvette C8.R - Porsche 997 GT3 - ASV GT3 - BMW Z4 GT3 - McLaren 720S**

McLaren 720S



Mercedes-AMG



Audi R8 LMS



Corvette C6.R



Corvette C7.R



Corvette C8.R



Porsche 997 GT3



ASV GT3



2. Body

- 2.1 It must be original in all its parts and can not be modified
- 2.2 If the white kit is used, the body must be completely repainted, leaving the transparent crystals
- 2.3 There must be 3 race numbers on the body.
- 2.4 It must be fixed to the chassis by 3 screws, the lugs can be reinforced with non-metallic materials, without modifying the height of the same and without excess
- 2.5 At the beginning the body must be complete in all its parts
- 2.6 At the end of the race, they may not be present the rear view mirrors.
- 2.7 CAN NOT be lightened or modified compared to the original
- 2.8 In case of rear wing loss, it must be replaced in maximum 3 laps


2.9 MINIMUM WEIGHT:

McLaren 720S	21.0g	
Mercedes-AMG	21.0g	
Audi R8 LMS	19.0g	(*) cod. 1407
Corvette C6.R	21.5g	
Corvette C7.R	21.5g	
Corvette C8.R	21.0g	
Porsche 997 GT3	17.0g	(*) cod. 1380
ASV GT3	20.0g	
BMW Z4	19.0g	

(*) Lexan cockpit is allowed.

In case of ballasting the body the weight should be placed between under the cockpit (NOT behind the motor)

- 2.10 It is allowed to remove the cockpit's insert of the Mercedes Amg GT3



- 2.11 It is allowed to use original NSR mirrors and flexible wing, where present.

BMW Z4



3. Chassis

3.1 All hardness are allowed for each model



McLaren 720S	1616	Soft	Blue
	1617	Medium	Black
	1618	Hard	White
	1619	Extra Hard	Green
Mercedes-AMG	1604	Soft	Blue
	1605	Medium	Black
	1606	Hard	White
	1607	Extra Hard	Green
Audi R8 LMS	1473/1466/1401	Soft	Blue
	1174/1465/1402	Medium	Black
	1175/1467/1403	Hard	White
	1486	Extra Hard	Green
Corvette C6.R	1454/1397	Soft	Blue
	1453/1398	Medium	Black
	1455/1399	Hard	White
	1487	Extra Hard	Green
Corvette C7.R	1493	Soft	Blue
	1490	Medium	Black
	1492	Hard	White
	1494	Extra Hard	Green
Corvette C8.R	1624	Soft	Blue
	1625	Medium	Black
	1626	Hard	White
	1627	Extra Hard	Green
Porsche 997	1469/1393	Soft	Blue
	1470/1394	Medium	Black
	1471/1395	Hard	White
	1485	Extra Hard	Green
ASV GT3	1458/1445	Soft	Blue
	1457/1444	Medium	Black
	1459/1446	Hard	White
	1488	Extra Hard	Green
BMW Z4	1462	Soft	Blue
	1461	Medium	Black
	1463	Hard	White
	1489	Extra Hard	Green

3.2 It is mandatory to write the name of the driver under the chassis

MAGNET FORBIDDEN!

4. Motor support - Guide drop arm

4.1 Motor support allowed are original anglewinder 1259 (red extrahard) and 1257 (medium black)



1259 Triangular anglewinder motor support xhard red



1257 Triangular anglewinder motor support medium black

4.2 It is allowed only the original guide drop arm 1234 red



It can be free to go up and down or fixed with a screw

5. Suspensions

5.1 Suspensions are allowed:



1228 Soft suspension kit for triangular motor support

1229 Medium suspension kit for triangular motor support

1230 Hard suspension kit for triangular motor support




1208 Complete spring set - Soft - Medium - Hard

6. Axle and bushings

- 6.1 Original axles ref. 4802
It is allowed to use drilled axles ref 4872 on both front and rear

- 6.2 Original bushings 4803 or Racing "No tolerance" 4847

It is allowed to glue the bushings to the motor support.



- 6.3 Spacers are allowed on both the front and rear axles
- 6.4 NSR stopper 4860 are allowed on the rear axle



7. Motor

- 7.1 Only **King 19** long can 19500rpm, (orange label ref 3031) provided by the organization



- 7.2 Can be fixed to the motor support only with NSR screws
- 7.3 It must be mounted with the red dot on the left




8. Transimssion

- 8.1 All NSR Anglewinder crowns are allowed, both plastic or metallic gears

Aluminum Ø 16.6mm

6527, 6528, 6529, 6530, 6531, 6532, 6533, 6534

27 28 29 30 31 32 33 34



Plastic Ø 16.0mm

6626, 6627, 6628, 6629, 6630, 6631, 6632, 6633

26 27 28 29 30 31 32 33



- 8.2 NSR pinion of 13 theet are allowed, both plastic or metal


Brass
Ø 7.5mm
7113 13t



Plastic
Ø 7.5mm
7313 13t RED

9. Wheels

- 9.1 Original 5003 front wheels fixed to the axle by screw. It is allowed to use NSR ultralight plastic front wheels code 5024



Ø 17mm
5003

Ø 17mm
5024

- 9.2 Original rear wheels 5004 air system or 5003 (no air system) fixed to the axle by screw



- 9.3 Wheel hubcaps are required (NSR BBS or NSR 12 spokes), They can be glued to the rims



5422 - Ø 17mm
BBS white

5426 - Ø 17mm
BBS silver

5424 - Ø 17mm
BBS black



5428 - 12 spokes red
5429 - 12 spokes blue
5430 - 12 spokes black

5431 - 12 spokes white
5432 - 12 spokes silver

- 9.4 In case of loss of the hubcap, it must be replaced into 3 laps

10. Front tires

- 10.1 NSR recognizable front tires (5200 16x8, 5201 17x8, 5226 18x8, 5202 19x10)
- 10.2 It is allowed to glue and true the tyres on the rims.
- 10.3 They must completely cover the tire.
- 10.4 CAN NOT be covered with material or additives that modify its adhesion to the floor (glue, paint and the like, for example).
- 10.5 Minimum diameter 17.9mm

11. Rear tires

- 11.1 Low profile rear tires 19.5x11 new **ZERO GRAINING** compound supplied by the organization (**cod. 5279Z**).



12. General measures

- 12.1 Maximum front and rear width of 65mm

13. Guide

- 13.1 All NSR guides are allowed: 4841 - 4842 - 4843 - 4844 - 4845.



- 13.2 NSR spacers are allowed between the chassis and the guide to better adjust chassis height at the front.

Pick-up guide spacer brass



- 13.3 It is allowed to thin the blade

14. Cables

- 14.1 Original NSR ref 4824. Can not be modified
- 14.2 Although they can pass under it, they can not interfere with the front axle, which will have to turn freely.
- 14.3 Can be attached to the chassis with adhesive tape or glue.

15. Braids

- 15.1 NSR 4822 (Copper braids) – 4849 (Tin plated braids), fixed to the guide as original position with original eyelets ref 4821.
- 15.2 They can not be glued to the guide or to the cables

16. Screws

- 16.1 NSR 4836 - 4837 - 4839 metric screws allowed in body and motor support
- 16.2 It is allowed to leave them loose to facilitate the tilting of the body



- 16.3 allowed screws EASY SET UP NSR 4834 for the body



17. Magnets

- 17.1 Forbidden

**Everything
not specified is
NOT ALLOWED!**

